



TIGGER CLUB NEWS

THE NEWSPAPER FOR THE ANIMAL COMMUNITY.. BY ANIMALS - FOR ANIMALS

www.tigger.club

NEWSPAPER DATE: SEPTEMBER 2019

BLUE-GREEN ALGAE WARNING

The recent weather, rain, heat, sun, has unfortunately been great conditions for blue-green algae to grow.

Although it is called blue green algae, it can range from brown, blue, green and red.

It sits on or just under the water and can appear anything like a slimy slick all the way up to a mossy type of stuff.

It may look quite innocent but it is very harmful to both animals and humans.

Try to avoid any water that has this algae on it. Even if it seems there is only a small amount. It is not worth the risk of getting ill.

If you have been swimming in affected water, the common signs to look out for are:

- Vomiting
- Diarrhea
- Blood or black tarry poop
- Pale gums
- Jaundice (yellowing of eyes or gums)
- Seizures
- Disorientation
- Shock
- Excessive drooling
- Trembling or rigidity
- Blue discolouration of the

gums or skin
- Difficulty breathing

These are signs the animal has been affected.
Signs that humans have been affected include:

- Headache
- Rash
- Fever
- Stomach upset
- Seizures

If anyone thinks they or their humans have been affected by blue-green algae it is very important to seek medical advice as soon as possible.

If you have definitely been swimming in affected water but do not feel any illness or have signs of illness,. it is better to seek medical advice straight away to get advice and either not need it or get some initial treatment, rather than wait and get

really ill.

If you are out on your adventures and come across water with blue green algae in it then please let everyone know so that they can avoid it too.

The best way to stay safe is to not swim in water that is not clear.

Stay safe pals!

ADVERTISEMENT

K9 Organics

At K9 Organics we know first hand how much our dogs mean to us. All of our shampoos are made with only natural ingredients, 98% of which are certified organic and we will always be 100% chemical free. Our products are hand blended with love, made in Cheshire and are all eco-friendly and biodegradable
www.k9organics.co.uk



A MESSAGE FROM TIGGER



Hi Pals,

With so much rain recently I thought I was going to have to grow some gills.

Along with the rain there were a lot of thunder and lightning. I don't like the thunder and lightning. I am not sure if it is

the noise or the extra static in the air that makes me really unsettled.

Whatever it is, I have demanded the return of my shed (cage/crate).

My human spent so long getting me confident enough to be able to store it away.

Now I feel I really want it back. So I sent my human to the darkest area of wherever they store things and find my shed.

Before my human had even finished fitting it out, I jumped in (with my human still in it) and went to sleep.

This made my human's job of fitting it out much harder, but I am sure they loved the challenge BOL!

You can see a picture of my shed fully fitted out on page 8.

Nose bump to you
Tigger

NEWS FROM DORIS - THE ROVING REPORTER



So Bae Ceredigion, Cardigan Bay pals, a sweeping bay stretching up the west coast of Wales.

The A487 runs all the way up and so, we thought, would be the perfect drive for a bit of scenery.

What we didn't allow for was thick fog! A slow, murky 3 hours of stressful motoring and we didn't see a thing. Thankfully we had planned a few days in Aberaeron.

When Elaine rang to book, explaining our driving about, the woman said, with surprise

'and you want to come here?' Er yes... And why not, it's a pretty seaside town of multicoloured cottages with a harbour and river.

Aberaeron is in fact Welsh for mouth of the Aeron. It's a super little place with many dog friendly establishments and is on the Welsh Coast Path. The sea is a tad seaweedy for my liking but the famous honey ice cream more than makes up for this.


Heading ever northwards our next seaside treat was the Victorian town of Barmouth. I'm sure some would argue there are more picturesque places to visit but we like unapologetic tourist charm.

Amusements, fish and chips and tat shops (although the ones in church buildings were somewhat incongruous!) The beach is fabulous and the pubs very dog friendly. One, The Royal, even had dog blankets.

So another 3 nights here in blissful sunshine and I have to say I was jolly well enjoying Wales.

Doz x

<https://dozontour.blog/>



YODA AND CHEEZLT'S SCRATCHING POST



Hello Furriends!

We hope everypawdy has had a good Summer (or Winter, depending on where you live).

Yoda has not had a very good Summer. His summer home has become the kitchen cabinets. Yoda has become very elusive as of late.

He was diagnosed with hyperthyroidism last month, and now has to be given a pill twice a day. He does NOT like that. The cabinet he used to hide in had an opening on the side, so he could get in and out easily. But Momma could get a hold of him from there. So he

relocated to a different cabinet area. But Momma was worried he would get trapped in there. She ended up having to tape the doors shut.

He then relocated again, this time to under the couch. After a few days of not coming out, Momma used her evil squirt bottle to evict him from there. He, then, moved back into his original cabinet. Momma was temporarily satisfied with that arrangement....until he NEVER came out!

One day Momma came across a box that was too big to pack anything in. She was trying to break it down, when Yoda jumped out of the cabinet, off the counter, and into the box. He has been residing in that box ever since. Momma says

that it's better than the cabinet.

She's been able to give him his medicine more regularly like she is supposed to. So Yoda's new home is a big box in the middle of the kitchen floor.

Yoda is going to have to take this medication for the rest of his life. It sure is going to be an interesting next undetermined number of years.

Til next month, Cheezlt, BoyCat, & Butter Bean (and Yoda, who still remains in the box)



DUSTY'S DIARY



Hi Pals,
We've had an eventful few weeks.

The human has been very busy, and was packing loads of things away, including my spare bed and all my toys. This is it, I thought, we're going on a big holiday somewhere very exciting...only we weren't, the whole contents of our house

was packed into a big van, and unpacked in a new house!

I thought this was great, and have especially enjoyed learning to navigate a rather steep set of stairs (I bunny hop down and then launch myself down the last three at once, delighted with myself every time).

But the best thing has been our new garden, it's like a jungle, and full of interesting sniffs and loads of tasty grass for munching on.

I've even been allowed to help the human dig holes to plant vegetables, I wonder if humans plant them like we leave a tasty bone to mature in the soil?

Maybe I'll have to bury the next veggies they try to sneak into my food, and see if they are more tasty a few weeks later?

Until next time.
Have a pawsome month
Dusty

ON THE BOOKSHELF

Ollie and Nina and...

- By Neil Sullivan

This is a book about two very silly doggies. Ollie and Nina are real dogs and just do what all real dogs do. But in this little book Ollie and Nina's daft Dad has taken the liberty of recording their silly goings-on in an hilarious and insightful cartoon strip called *Ollie and Nina And*.

Their stories aren't just made up dog jokes – their Dad swears that everything he has written and drawn in these delightful cartoons actually happened FOR REAL. Of course, he admits that he may have used a little artistic license in the telling, you understand.

Together, Ollie and Nina make a proper comedy duo and anyone who has a dog will be charmed and entertained by the affectionate and gentle humour found here in the daft doggie world of *Ollie And Nina and...*

You can purchase your copy from www.hubbleandhattie.com here: [Ollie and Nina and...](#)



Miaow! Cats really are nicer than people


- By Patrick Moore CBE FRS

This little book is about cats: cats of all shapes, sizes and colours, and specifically about those that have shared their lives with the great and well-respected astronomer, the late Sir Patrick Moore CBE FRS, over a lifetime of 80 years.

This is Patrick's very personal account of the cats that have been part of his family, beginning with Bonnie, who died at the grand old age of twenty, through to the two beloved feline's – Jeannie and Ptolemy – that he lived with most recently.

The fascinating and engrossing text is complemented by personal photographs of Sir Patrick, his adored mother, Gertrude (also a cat-lover), and the many cats that have filled Patrick's life with love and companionship.

Reveals a delightful and charming side to the man who attained international status as a writer, researcher, radio commentator and television presenter, and who is credited with having done more than any other to raise the profile of astronomy. You can purchase your copy from www.hubbleandhattie.com here: [Miaow! Cats are really nicer than people!](#)



A percentage of the royalties from this book goes to Cats Protection

IN THE KITCHEN



Article By: Fred and Tess

We are going on holiday soon and we like to make some treats to take to our holiday cottage. Well, we need fuel after Sir Fred of Warkworth inspects his castle, BOL! This pawscotti recipe can be eaten by dogs and hoomans. We don't know how long they keep fresh as they don't last long before they are down the bone shoot!

Cranberry, Almond & Orange Pawscotti

Ingredients

300g plain flour
1/2 tsp salt
2 tsp baking powder
120g sliced almonds
50g chopped dried cranberries
3 large eggs, beaten
200g caster sugar
1/2 tsp almond extract
Zest from 1 large orange

Method:

- 1) Preheat oven to 160 degrees fan and line two baking trays with baking parchment.
- 2) Sift flour, salt and baking powder into a large bowl. Add rest of the ingredients and mix well.
- 3) Divide the mixture into four and roll into logs around 8 inch long. Place two logs on each tray, allowing room to spread. Bake for 25 mins and remove from oven. Allow to cool for 10 mins. Reduce oven temperature to 120 degrees fan.
- 4) Cut logs into slices 1/2 inch thick and place back on the baking trays, cut side down.
- 5) Bake for 15 minutes and carefully turn over and bake for another 15 minutes. Place on a wire rack to cool.

Storage:

We don't know how long they keep fresh as they don't last long before they are down the bone shoot!



If you try any of these delicious recipes send in your pictures
or if you have a recipe to share, email it to me at :

tigger@tigger.club

PD JAY - THE THIN BLUE PAW



Hello All,
I am now 12 months old, I think I have reached the end of my growing, over the next five or six months I will start to muscle out. I am a very powerful young dog.

Since my last blog I have been on holiday and have had two formal assessments, overall I did really well, apart from one small glitch – but that was soon sorted out. I will explain more below.

Stew and Alison went away for a week's break, unfortunately as they went abroad I couldn't go with them. Stew and Alison both missed me and I missed them too, I was really happy to see them both when they came back.

Instead I went to Exmouth, as you know I love swimming in the sea, here is a photo of me swimming in the Exe estuary.

Just when you thought it safe to go back into the water!



My first assessment took place at Exeter racecourse, this involved the 'spooky man' scenario, chase and bite on a criminal and a long zig zag track. I was the first dog to do the 'spooky man', I had a harness and long line on – Stew doesn't use the long line when we go for walks as I am off the lead.

We had to walk down a narrow track, when we got near a bush a police officer jumped out! He was wearing a clown mask, a tarpaulin poncho and was carrying bags full of plastic, which made lots of noise. I took one look at him, ran back a few paces then took off! I should have barked at him! Stew recalled me and I came straight back to him, the instructor said this shows that I wasn't scared of the 'spooky man'. He also said when I ran I could hear the long line making a noise behind me, I thought the 'spooky man' was chasing me. Stew couldn't believe it – he thinks I am infallible!

I did the same assessment two days later and I sailed through it – Stew was very relieved.

My second assessment took place at an old country house near Exeter. This is a new test. Again, I was the first dog to be assessed. In the past some dogs have been reluctant to go up and down dark, steep, spiral

stairs and enter small spaces, for example toilet cubicles. I had to go through different types of rooms, I had to jump up on desks and tables, I didn't need any encouragement for this!

Try to get me to jump into the back of the car – that's a different matter!

The instructors were banging lumps of wood on the tables, throwing plastic dustbins and office chairs around the rooms. An experienced dog handler sat in the corner of one of the rooms to see how I reacted, I went towards him and saw he was no threat and carried on.

None of this fazed me – in fact the canine development officer said I had 'made his day'.

When I was out for a walk recently a RAF fighter made a low pass over me – it didn't bother me.

Also I was out in thundery weather, again it didn't bother me.

Here are Stew and I on a very hot day taking five against a hay bale.



PD JAY - THE THIN BLUE PAW (CONT.)

Stew takes me on regular visits to the local primary school and the children and staff are always happy to see me. Here is a nice photo of Stew and I with some of the children.



Stew has arranged for a Police dog team to visit the school in

the new term, I will report on this in a later blog.

I also had an invite to the 'Little Puma's' martial arts class, they were learning about discipline. A reporter from the local paper came along to do a story and took some photographs.

Here is a photo of me doing something I shouldn't be doing! Stew calls this my "It wasn't me guv honest – I found it this way" face.



Until next time – bye for now,

Jay

ADVERTISEMENT



Not sure which of our treats to try? Try our Starter pack of 6 delicious air dried treats.

Our handmade training treats are available to purchase now, either online or in our pet shop! The perfect training treat that are not only healthy & natural they are made right here in the U.K.

www.treats2sit4.co.uk

07598971990

Quote TIGGER-TREAT when responding to this advert

TIGGER INVESTIGATES...CAGES

I know there is a big discussion regarding the use of cages or crates as they are also known as. Or in my case... my 'shed'.

Some animals swear by them and some break out into a cold sweat at the thought of them.

Whichever side of the fence you sit, it is vital that they are recognized as the vital tool for those animals that do need them.

Sometimes they are a blessing during the early years as a protection from teething, shred everything they can get their jaws on, puppies or stressed out new members of a family.

For anyone that has never used a cage before and are considering getting one there are a few simple but very vital rules about introducing one into the home.

Get the correct size cage

I see so many cages that are too small for animals and watch as the humans wonder why it is never used.

Yes dogs curl up to sleep. That is only sometimes. I, like a lot of pals prefer to spread out as much as possible .

The cage must be at least big enough for you to lie down with your legs stretched out and high enough for you to stand up without ducking.

The cage must be seen as a safe space.

To achieve this, the cage must always be placed with the door open at all times so that you get used to going in and out without fear of being trapped inside.

You must not be disturbed by inquisitive small humans or even adult humans trying to say hello. They must learn to wait for you to leave the cage before they try to interact with you.

Allow your human to add the odd treat from time to time so you get used to going in and out.

Tell your humans never, and I cannot stress this enough, never use the cage as a source of punishment or as a way to exclude you from the rest of the family as a 'time out'.

Fitting out the cage.

Get your human to add loads of blankets to start with as replacing or washing some or all of them is easier after accidental toileting or over enthusiastic digging rips any.

Have some toys that are safe for you to play with unsupervised.

Get your humans to add some blankets or sheets to make it into an inviting cave.

This will make you feel more secure and protected and also protect you from any

draughts.

Strangely enough I have never seen many cages fitted out like mine. A lot of humans place blankets and sheets on the outside , but I also have them draped on the inside to further remove the feeling of a cage. Plus it is a lot more comfortable leaning against material instead of bars.

The early days

During the early days of having the cage it may take some time and patience for you to actually use it.

Even then, being able to close the door can take more time to achieve without stress.

It is important that you and your human takes the time needed to achieve this successfully.

Removing the cage

Once you are totally settled into your home some pals stop using their cage completely, as I did. Your human can try removing the cage to see how you cope. Make sure they do not get rid of the cage until they are sure you are finished with it completely.



ANIMAL RESCUE LIVE

Repawter: Doris

I, or should I say, Elaine - my human had the pleasure of working with Raystede Centre for Animal Welfare and Channel 4 all week (Monday 12th August to Friday 16th August) on the Animal Rescue Live with Supervet Noel Fitzpatrick.

Elaine volunteer's for the centre and it was great to see the charity used to promote rehoming of all animals.

Filming was live each night and the animals loved their attention under in front of the cameras.

The donkeys rolled and stole 'prop' plants, dogs excitably barked to be in the horse barn and rabbits ate hay 'seats'. All fun.

The important message was about rehoming centres and donations reached nearly 500k by the end of the week.

UK animal charities can apply for funding so keep your eyes on the Animal Rescue Live website.

p.s. Noel was amazing, as you would expect!



PALM OIL WARNING

There are a number of reports of palm oil washing up on Norfolk, Cornwall and Wales beaches.

Palm oil is a very dangerous thing to animals. Please make sure your humans keep you away from any palm oil that has washed up on the beach.

Now depending on what contamination it has come across during it's travels, will depend on what it actually looks like on the beach.

It can appear on beaches as a white, yellow or grey jelly type mass or solid lumps, sometimes mistaken for washed up

polystyrene, or even like chalk like lumps.

Let me know if any has washed up on a beach near you.

Full details about the dangers of palm oil are on my previous article. [Palm Oil](#)

Stay safe out there pals!



[Lilymoo Canine Couture](#)


Creating beautiful hand made to measure coats, pyjamas, blankets & accessories as unique as your hound

Bandanas - 2 leg pyjamas
4 leg pyjamas - Cooling Coats
Summer Rain Coats
Winter Coats
... And much more!

Quote **TIGGER** when ordering
(I get a small commission)



INTERVIEW WITH - DESSIE DOWN UNDER



Tell me a little bit about yourself.

I am about 9 years old. I can't really remember because my first humans abandoned me and left me on my own When they moved house. That was in January 2010.

How many humans/siblings do you have and long have you had them?

I live with 2 humans, 2 canine siblings, 5 chickens 3 sheep and 1 horse. We were all rescued

Do you work? If so where/ what do you do?

I have been working trying and testing some prototypes for some new pet products.

If you could choose your name what would it be?

I think I like me name because my first name was Charlie and my new second name is Dessie

What is your favourite food?

I love food. I used to have to raid my last humans bin but not anymore. My favorite treats are milk sticks

Where is your favourite place to be?

Oh I just love anywhere we go..... The beach the park or just rides in the car. I also love the doggy park

What is your favourite way to entertain yourself (annoy your humans)?

I love baths showers and being

groomed. I am known for inappropriate wee wees!!!!

What is your greatest accomplishment?

Helping invent a dog product!!! Also I am deaf so I have had to learn sign language

What is your next goal in life?

To live a happy life with my humans forever

If you could be/do anything for a day, what would it be?

I would love to travel on a train and plane but on my humans lap

Finally and most importantly...What was your human's most embarrassing moment?

Ummmm I am not sure but I think when she fell over into the horse poo

KAREN'S KOTTAGES BUYS A PUB



Karen's Kottages have recently bought a pub, The Star Inn, Harbottle, Northumberland. The pub is just a short walk from one of their dog friendly cottages, Drakestone Cottage.

When they heard The Star Inn was for sale, they were interested as they could see its

potential and wanted to do something special with it.

It has been quite a journey for them over the last 18 months to get to this point.

They have some exciting ideas for its refurbishment and their aim is to keep the pub open as the development work can be done in phases.

They love the area and are very much looking forward to their

next chapter living and working in Harbottle.


If you are passing with your humans, why non pop in and say hello to Phil, Karen and Fern.

The Star Inn
Harbottle
Nr. Rothbury
Northumberland NE65 7DG
Tel: [01669 650221](tel:01669650221)
Website: www.thestarinharbottle.co.uk

ADVERTISEMENT



Holidays at Cosaig make you Dog Tired (but they are worth it)



- *Beside a park
- *Enclosed garden
- *Fabulous walks from the doorstep
- *Throws, dog towels, bowls, balls and houndy treats are provided and lots more!
- *local dog friendly pubs



- *Well behaved humans are welcome too!
- *Cosaig is very well equipped, has 2 bedrooms, a wet room and an en-suite shower room.
- *Fancy a trip to Edinburgh? We might be able to dog-sit...just ask!

We donate our charge for dogs to the Scottish Greyhound Sanctuary when rescued dogs come to stay. Mention this advert and we will donate an extra £10.

Follow us on Facebook and @CosaigInners on Twitter



Quote **TIGGER-LUKE** when responding to this advert

PRODUCT REVIEW - MAGNETIC DOOR CURTAINS

My human bought a magnetic door curtain/screen from a local well known discount shop .

Product:
magnetic door screen

Cost:
£2.49

Date Bought:
August 2019

Brief Description:
They are a pair of net curtains that you fix to a door opening. The two curtains are joined by several magnets.

Fitting them:
Do not be fooled. They look innocent enough and quite easy to install. Read on...

They come with 6 Velcro strips and a box of pins.

There is also a one sheet guide that consists of a few basic drawings and vague directions.

I was a bit puzzled by the Velcro strips and pins, however I continued to direct my human to put them up.

The first thing that becomes clear is that they are much bigger than the size of the door.

Does my human cut them to size or do a series of folds to make them fit?

We went for the fold and fit to start with using the Velcro strips.

Review
For the first few days I was very wary of them. So my humans had to get up to let me in and out.

After a few days I still needed to be let out but could come back in myself. The clicking of the magnets snapping back together was the main reason I was having issues.

Pretty soon I was able to run in and out without any problems, sort of BOL!

The sticky back Velcro strips were starting to fail a bit after about a week so my human tried to use the pins provided. They are not the easiest to stick into the door frame. Plus when I push through the net, the net seems to just pull away from them very easily.

I must admit we are still having a few teething problems. One example is that I ran indoors like a tornado and tore through the kitchen and arrived in the middle of the sitting room looking like a B movie ghost draped with sheets!

I thought it was funny but my human didn't appear as

amused. BOL!

Rating:
3/10 Paws

As an alternative to having nothing, the net does a good job of keeping the flies out, well most of them. However if you intend to use the doorway, be prepared for a lot of fiddling around to re-hang the curtains several times a day.

The curtains are starting to look very shabby along the bottom and at the sides where they have continually come away from the door frame while going through it.

We are continuing to struggle along with it until we can find the plastic strips version to see if that works better.



EVENTS AND ANNOUNCEMENTS

Murphy crossed the
Rainbow Bridge on the
16th of August 2019
Run free Murphy



Alf will be Celebrating his
12th Birthday on the
2nd of September



Skye will be Celebrating
her 1st Gotcha Day on
the 2nd of September



Simba will be
Celebrating his
14th Birthday on the
2nd of September



Daragh will be
Celebrating his
5th Gotcha Day on the
5th of September



Bailey will be celebrating
her Birthday
across the Rainbow Bridge on the
5th September
05/09/2010 - 10/11/15



Grace will be celebrating her
13th Birthday on the
5th of September



Barney will be celebrating his
Birthday across the
Rainbow Bridge on the
6th of September
06/09/07 - 13/10/17



Event: 7th of September
[North East Dog Festival](#) - Northumberland
9.30am to 5pm

Event: 8th of September
[EMDR Fun Dog Show](#) - Leicestershire
Event opens 11am

Misty will be
Celebrating her
7th Birthday on the
12th of September



Group Walk: 15th of September
[Cannock Chase tweetup](#) - Staffordshire
Arrive 10:45am for 11:00am start

Miss Daisy Crossed the
Rainbow Bridge on the
21st September 2017
Surrounded by her Whippet
guard of honour




Rolohound will be
Celebrating his
Birthday across the
Rainbow Bridge on the
22nd of September



Sparky will be
Celebrating his
Birthday on the
22nd September



Feargal is celebrating his
Gotcha Day across the
Rainbow Bridge on the
24th of September
05/05/09—25/07/19



OUT AND ABOUT

APPULDURCOMBE HOUSE - ISLE OF WIGHT



Appuldurcombe House PO38 3EW

Free for everyone

Open: Seasonal - See website

Dog Friendly:

Dogs allowed on lead

Entry Charge:

Free for everyone

Parking:

Car parking on location

Facilities:

None on site

Notes:

Dirt paths throughout the site should be suitable for wheelchairs

Contact:

Website: www.english-heritage.org.uk

Tel: 0370 3331181

FURNESS ABBEY - CUMBRIA



Furness Abbey LA13 0PJ

Repawter: Mya

I love visiting Furness Abbey and it really is dog friendly, there's a good machine for making tea and coffee for the humans, water for us doggies, plus ice creams and crisps.

The grounds are very interesting for doggies cos of the sniffs and humans for the history.

They also have events that I can attend too.

Luff Mya

Entry: Free for EH Members

Open: seasonal - check website

Dogs: on leads

Parking:

Parking on location

Facilities:

Vending machines for hot drinks, some pre packed snacks available in shop
Shop
Picnic Area
Toilets
Museum
Exhibition
Gardens

Notes:

A ramp to the rear of the Visitor Centre enables

wheelchair access to site.

Visitors with electric wheelchairs have run into difficulties in the past as their heavy chairs sometimes sink into soft ground.

Gravel paths. Most of the site is fairly flat but uneven and grassy. There are some steep slopes in places.

Contact:

Website: www.english-heritage.org.uk

Tel: 0370 3331181



Visit www.tigger.club/outandabout for more dog friendly locations

ANIMAL CHARITIES

RAYSTEDE CENTRE FOR ANIMAL WELFARE



Repawter: Doris

Raystede Centre for Animal Welfare
East Sussex BN8 5AJ

About:

In the 1930's a lady called Miss M Raymonde-Hawkins purchased a cottage with a small patch of land just outside of Lewes in East Sussex.

A former headmistress with a deep compassion for animals, she left the education sector to establish Raystede as an animal charity in 1952.

In the early days the charity was based in her cottage and back garden. But right from the start she pledged to

provide facilities that were equal to or better than existing animal rescue centres.

Fast forward six decades and the vision behind Raystede Centre for Animal Welfare remains as strong and impassioned as it did when Miss Raymonde-Hawkins began her campaign to give unwanted and abandoned animals a better life.

Today the site has expanded across 43 acres where they care for over 2000 animals a year, rehoming over 1000 animals and providing sanctuary to even more.

Raystede are one of the most diverse rescue centres in the UK because they care for so many different species of animals.

They even have a dedicated charity shop where you can bag a bargain and a cafe where staff bake fresh cakes every day.

Although Miss Raymond-Hawkins was a hero in her own right, Raystede has always been about its supporters.

They couldn't do what they do without their supporters, they make the centre what it is and provide the resources to rescue and care for animals in need.

The friends of Raystede are some of their most passionate supporters, who care for animals as deeply as Raystede do.

Contact:

Address: Raystede Centre for Animal Welfare, The Broyle, Ringmer, East Sussex, BN8 5AJ

Opening Hours: The centre is open to the public between 10am and 4pm.

Tel: 01825 840252

Email: info@raystede.org

Website: www.raystede.org

Is there a pawsome dog friendly place you take your humans to?
Or are you an animal charity?

Send in a repawt and it could be featured here !!

Email me at: tigger@tigger.club

TIGGER'S SHOP

Beef Tails

£1.00 each or 250g bag for £ 8.00 + p&p

Natural Beef Tails are the perfect long lasting dog chew,
they're simply dried beef tails containing no artificial additives
or preservatives.

These will keep you entertained for hours.

In the 250g packet you will receive approximately 5 – 7 tails.

Long lasting

High cartilage content will strengthen jaw muscles

Helps keep teeth clean and healthy

Contains bone

Gluten Free

Low in Fat

To order email me at tigger@tigger.club



'Get out of my Hair' spray

100ml £7.00 + p&p

The 100% natural alternative to harsh chemical bug
repellents!

We all love to get our dogs outside with woodland walks and summer out-
ings.

Be prepared for fleas & help repel ticks, annoying flies and pests with this
skin nourishing and uplifting scented Repel

& Protect organic spray.

Travel and bag friendly, in a handy size spray, perfect for
on-the-go protection.

The formulation is free from any harsh chemicals and
nasties and embellished with only nourishing, skin soothing ingredients and
organic essential oils.

Lavender, geranium and eucalyptus work in unison to help shield your dog
from insects with additional calming

benefits which promotes overall wellbeing for your dog's health and
happiness!

To order email me at tigger@tigger.club



This newspaper and its content are the copyright of
Tigger (and my human) Tiggers_Tails, TiggerClubNews, TiggersTailsClub, Tigger Club - © 2019.
All rights reserved.

Any unauthorised copying or reproduction of any content of this publication is strictly prohibited